




दीनदयाल पत्तन प्राधिकरण
DEENDAYAL PORT AUTHORITY



Office of the Dy. Chief Engineer (PL),
Pipeline Division,
Administrative Office Building
Post Box No. 50, Gandhidham-Kachchh
Email: seplkpt@gmail.com
www.deendayalport.gov.in

No: PL/WK/

Date: 10/09/2024

To,

Expression of Interest.

Sub:- Appointment of Technical Advisor for the work of up-gradation of water supply infrastructure facility, Pipeline Network system & allied facilities inside cargo jetty area, outside cargo jetty area, oil jetty area, Deendayal Port Authority.

Sir,

Deendayal Port Authority intends to carry out the subject work of Pipeline Division of Civil Engineering Department.

Kindly submit your Expression of Interest along with budgetary – offer for the items considered in preparation of the estimate under Annexure-I.

The rates quoted must be inclusive of all taxes, duties for performing scope of work & exclusive of GST. The GST applicable shall be shown separately, which shall not be considered for evaluation purposes.

Your expression of interest along with budgetary quotation for the above work should reach to the following address on or before 17/09/2024 by **15:00 Hrs.**

Address:-

Office of the Dy. Chief Engineer (PL),
Pipeline Division, Administrative Office Building,
Ground floor, Room No.107, Annexe,
P.O. Box No. 50, Gandhidham – Kachchh.

Thanking you,

Yours faithfully,

10/9/24

Dy. Chief Engineer (PL)
Deendayal Port Authority

PIPELINE DIVISION

BUDGETARY OFFER

Sub: Rates for supply of civil items.

Sr. No.	Description	Unit	Qty.	Rate
1.	All the existing structures shall be tested (NDT or any other relevant tests), reviewed and analyzed for the structural stability. Based on the test results, the consultant shall provide the necessary remedy, retrofitting details, Detailed engineering calculations / solutions for the structures as per the scope of the work under PART-A.	Job work	01	

PART-A :- Water Supply System.

Sr.No	Details of the Existing facilities	Scope of the work
	Outside Cargo Jetty Area	
A	Water tower no.1	
	1. Under ground water tank No.1 Capacity 450 KL	
	2. Under ground water tank No.2 Capacity 450 KL	
	3. Over ground water tank No.1 Capacity 2000 KL	
	4. Over head water tank No.1 Capacity 240 KL	
	5. Compound wall	
	Outside Cargo Jetty Area	
B	Water tower no.2	
	1. Under ground water tank No.1 Capacity 680 KL	
	2. Under ground water tank No.2 Capacity 680 KL	
	3. Under ground water tank No.3 Capacity 680 KL	
	4. Under ground water tank No.4 Capacity 2000 KL	
	5. Under ground water tank No.5 Capacity 2000 KL	
	6. New Under ground water tank No.6 Capacity 2000 KL	
	7. Over ground water tank No.1 Capacity 2000 KL	
	8. Over head water tank No.1 Capacity 340 KL	
	9. Compound wall	
	10. Water supply grid- Existing grid consist of HDPE/ cement pipe	
	11. No existing Chlorination plant and water treatment plant available	
	Oil Jetty Area	
C	Water tower no.3	
	1. Under ground water tank No.1 Capacity 450 KL	
	2. Under ground water tank No.2 Capacity 500 KL	
	3. Over head water tank No.1 Capacity 240 KL	
	4. Existing water supply grid- Oil jetty area 1,2,3 and 4	
	Inside cargo Jetty Area	
D	Water tower no.4	
	1. Under ground water tank No.1 Capacity 680 KL	
	2. Under ground water tank No.2 Capacity 680 KL	
	3. Over head water tank No.1 Capacity 340 KL	
	4. New structure	
	5. Compound wall	
	Inside cargo Jetty Area	
E	Water tower no.5	
	1. Under ground water tank No.1 Capacity 500 KL	
	2. Under ground water tank No.2 Capacity 1000 KL	
	3. Over head water tank No.1 Capacity 340 KL	
	4. Compound wall	

→ All the existing structures shall be tested (NDT or any other relevant tests), reviewed and analysed for the structural stability.

Based on the test results, the consultant shall provide the necessary remedy, retrofitting details, Detailed engineering calculations for the structures.

→ All existing water supply pipeline of cargo jetty, oil jetty and outside jetty to be reviewed and designing with hydraulic pressures.

Note: Detailed design and drawings including necessary proof checking of the same through the agency of repute viz. IIT's or any other reputed Institutions in the field.

F	Inside cargo Jetty Area	
	Other requirements inside cargo jetty area Berth no 1 to Berth no 16 except Berth 11 & 12	
G	Inside cargo Jetty Area- Berth No 1 to Berth No 10	
	Existing Pipeline facility	
H	Inside cargo Jetty Area- Berth No 13 to Berth No 16	
	New Pipeline facility	
I	Kandla colony Area	
	Existing Pipeline facility	

⇒ **Deliverables:-**

Sr. No.	Report
1	Preparation and submission of Inception Report & presentation on Site Survey
2	Preparation and submission of DBR, Detailed Design, Detail Engineering of all the necessary drawings such as P&ID, GAD, retrofitting details, structural details or any other drawings etc. (3 sets of Soft Copy in Pen Drive & 5 sets of Hard Copy) & its approval thereof for the scope of work.
3	Preparation and submission of the Detailed Estimate with Final Design, Drawings, & its approval thereof.
4	Preparation and submission of the Draft Tender Document and Final Tender Documents & its approval thereof.
5	Assisting & accompanying for Tender Hoisting & Bid Evaluation Process, Award of Work.